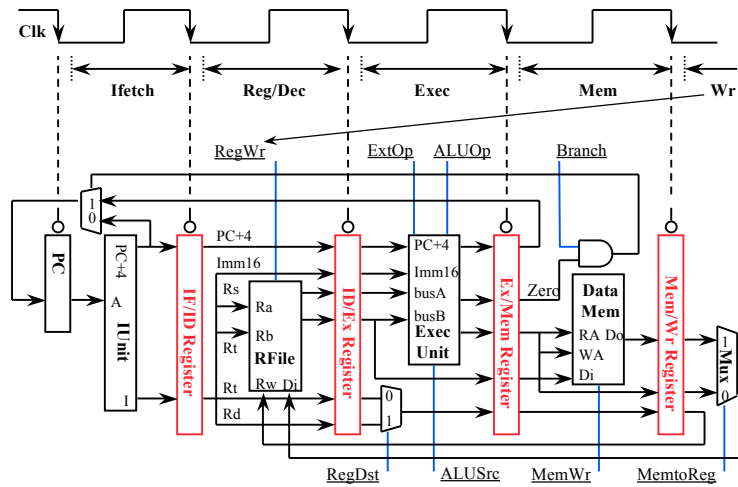


**ECE 361**  
**Computer Architecture**  
**Lecture 13: Designing a Pipeline Processor**

361 hazards.1

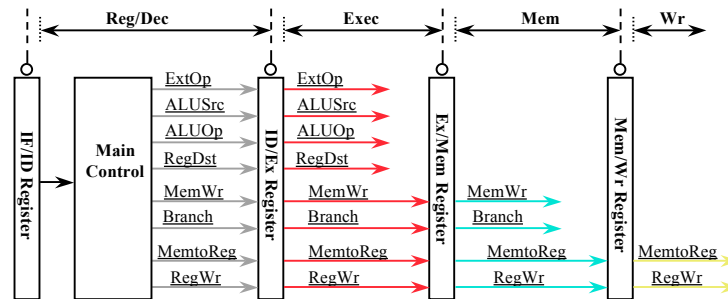
**Review: A Pipelined Datapath**



361 hazards.2

## Review: Pipeline Control “Data Stationary Control”

- The Main Control generates the control signals during Reg/Dec
  - Control signals for Exec (ExtOp, ALUSrc, ...) are used 1 cycle later
  - Control signals for Mem (MemWr Branch) are used 2 cycles later
  - Control signals for Wr (MemtoReg MemWr) are used 3 cycles later



361 hazards.3

## Review: Pipeline Summary

- Pipeline Processor:
  - Natural enhancement of the multiple clock cycle processor
  - Each functional unit can only be used once per instruction
  - If a instruction is going to use a functional unit:
    - it must use it at the same stage as all other instructions
- Pipeline Control:
  - Each stage's control signal depends ONLY on the instruction that is currently in that stage

361 hazards.4

## Outline of Today's Lecture

- Recap and Introduction
- Introduction to Hazards
- Forwarding
- 1 cycle Load Delay
- 1 cycle Branch Delay
- What makes pipelining hard
- Summary

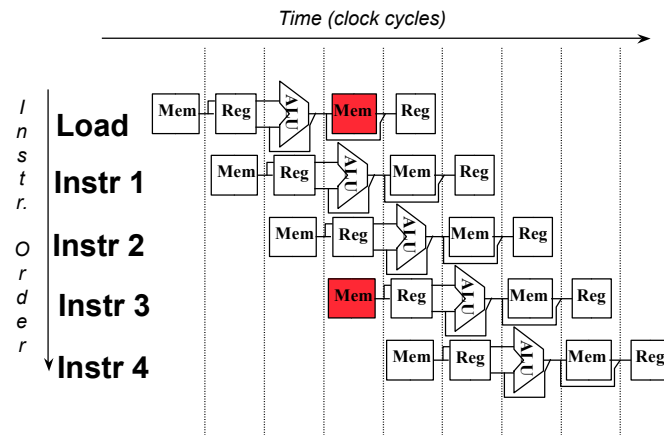
361 hazards.5

## Its not that easy for computers

- Limits to pipelining: **Hazards** prevent next instruction from executing during its designated clock cycle
  - **structural hazards**: HW cannot support this combination of instructions
  - **data hazards**: instruction depends on result of prior instruction still in the pipeline
  - **control hazards**: pipelining of branches & other instructions that change the PC
- Common solution is to **stall** the pipeline until the hazard is resolved, inserting one or more “**bubbles**” in the pipeline

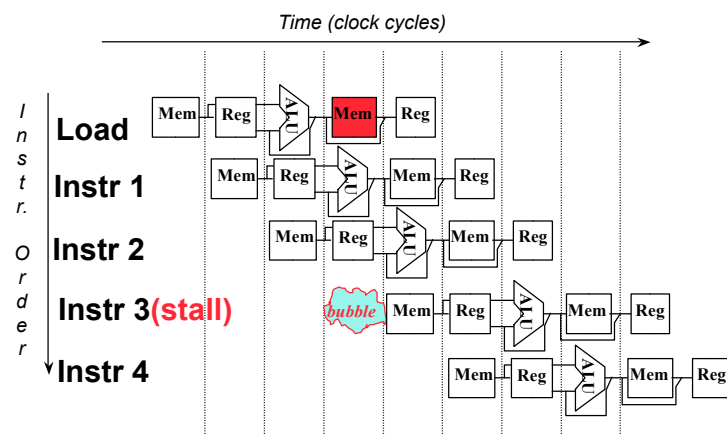
361 hazards.6

### Single Memory is a Structural Hazard



361 hazards.7

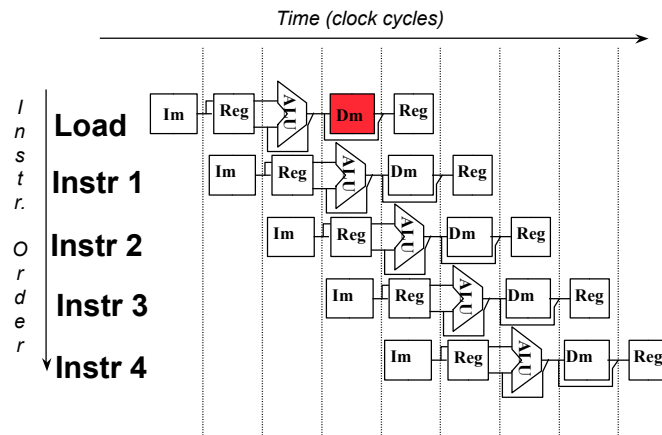
### Option 1: Stall to resolve Memory Structural Hazard



361 hazards.8

## Option 2: Duplicate to Resolve Structural Hazard

- Separate Instruction Cache (Im) & Data Cache (Dm)



361 hazards.9

## Data Hazard on r1

add r1, r2, r3

sub r4, r1, r3

and r6, r1, r7

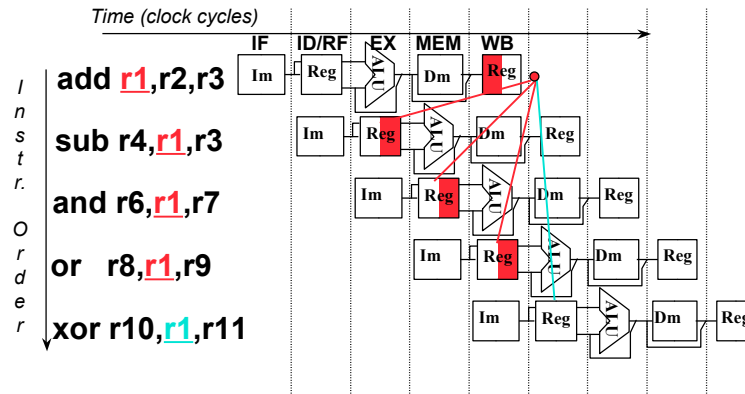
or r8, r1, r9

xor r10, r1, r11

361 hazards.10

### Data Hazard on r1: (Figure 6.30, page 397, P&H)

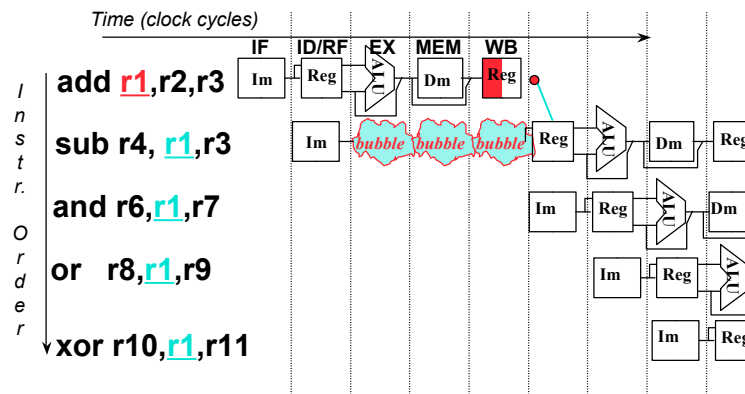
- Dependencies backwards in time are hazards



361 hazards.11

### Option1: HW Stalls to Resolve Data Hazard

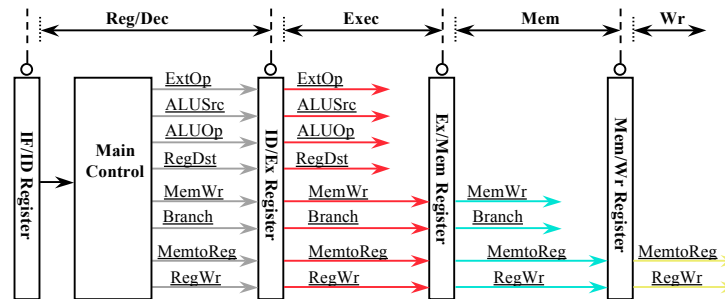
- Dependencies backwards in time are hazards



361 hazards.12

## But recall use of “Data Stationary Control”

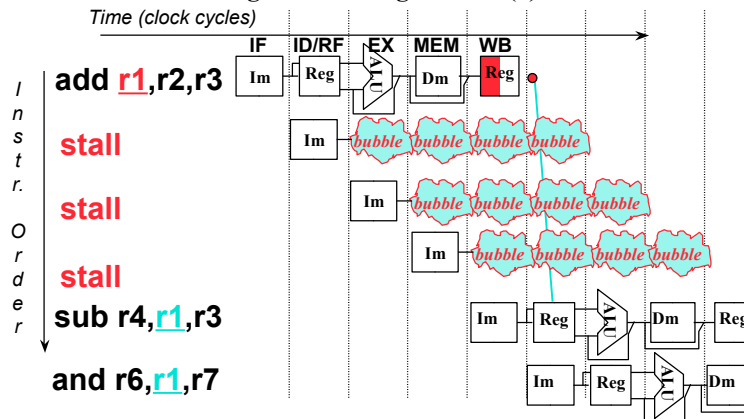
- The Main Control generates the control signals during Reg/Dec
  - Control signals for Exec (ExtOp, ALUSrc, ...) are used 1 cycle later
  - Control signals for Mem (MemWr Branch) are used 2 cycles later
  - Control signals for Wr (MemtoReg MemWr) are used 3 cycles later



361 hazards.13

## Option 1: How HW really stalls pipeline

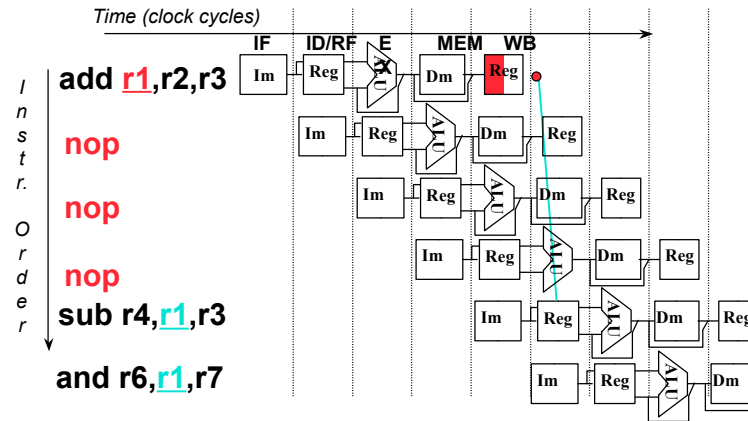
- HW doesn't change PC => keeps fetching same instruction & sets control signals to benign values (0)



361 hazards.14

### Option 2: SW inserts independent instructions

- Worst case inserts NOP instructions



361 hazards.15

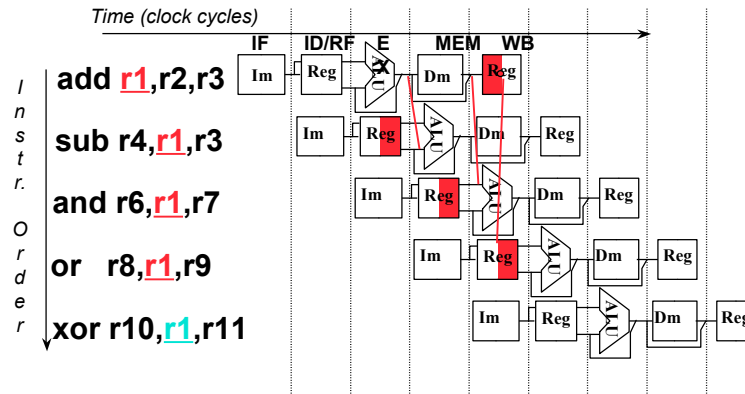
### Questions and Administrative Matters

361 hazards.16



### Option 3 Insight: Data is available! ,

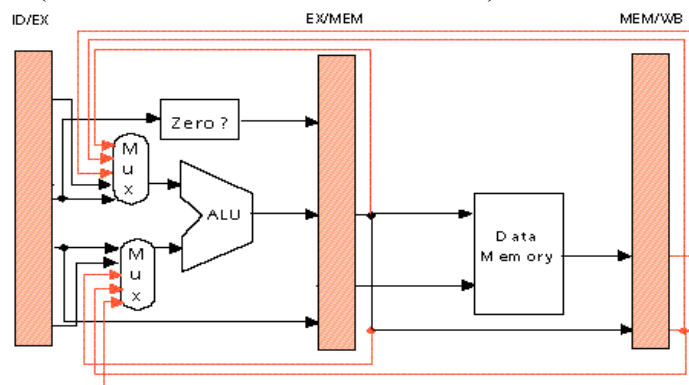
- Pipeline registers already contain needed data



361 hazards.17

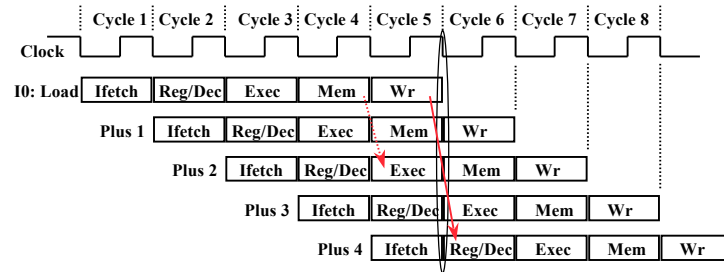
### HW Change for “Forwarding” (Bypassing):

- Increase multiplexors to add paths from pipeline registers
- Assumes register read during write gets new value (otherwise more results to be forwarded)



361 hazards.18

### From Last Lecture: The Delay Load Phenomenon

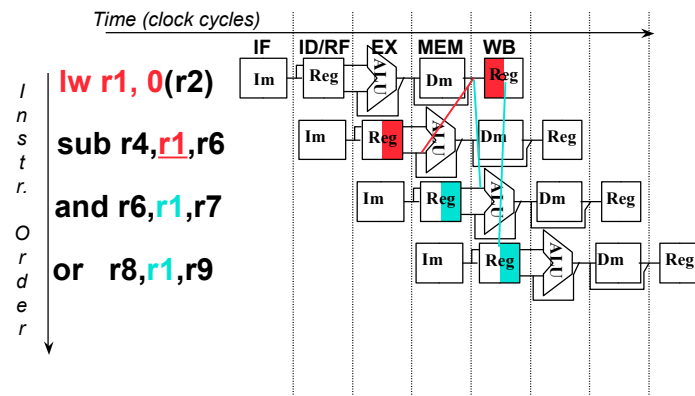


° Although Load is fetched during Cycle 1:

- The data is NOT written into the Reg File until the end of Cycle 5
- We cannot read this value from the Reg File until Cycle 6
- 3-instruction delay before the load take effect

361 hazards.19

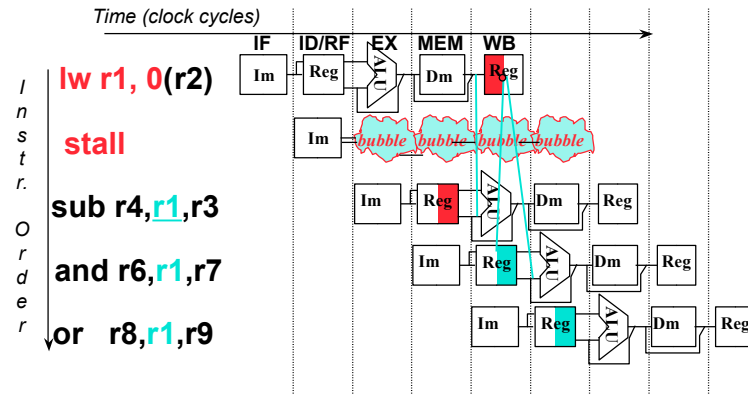
### Forwarding reduces Data Hazard to 1 cycle:



361 hazards.20

### Option1: HW Stalls to Resolve Data Hazard

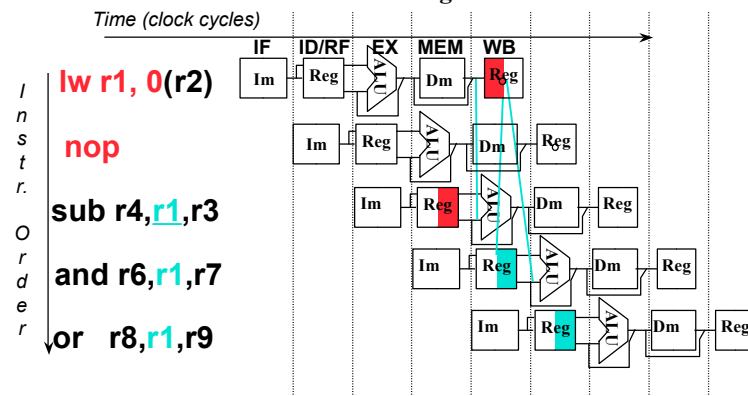
- “Interlock”: checks for hazard & stalls



361 hazards.21

### Option 2: SW inserts independent instructions

- Worst case inserts NOP instructions
- MIPS I solution: No HW checking



361 hazards.22

## Software Scheduling to Avoid Load Hazards

Try producing fast code for

$a = b + c;$

$d = e - f;$

assuming  $a, b, c, d, e,$  and  $f$   
in memory.

Slow code:

```
LW    Rb,b
LW    Rc,c
ADD   Ra,Rb,Rc
SW    a,Ra
LW    Re,e
LW    Rf,f
SUB   Rd,Re,Rf
SW    d,Rd
```

361 hazards.23

## Software Scheduling to Avoid Load Hazards

Try producing fast code for

$a = b + c;$

$d = e - f;$

assuming  $a, b, c, d, e,$  and  $f$   
in memory.

Slow code:

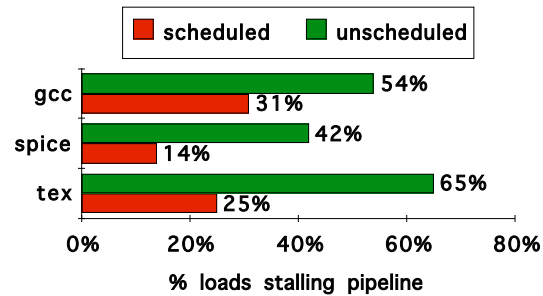
```
LW    Rb,b
LW    Rc,c
ADD   Ra,Rb,Rc
SW    a,Ra
LW    Re,e
LW    Rf,f
SUB   Rd,Re,Rf
SW    d,Rd
```

Fast code:

```
LW    Rb,b
LW    Rc,c
LW    Re,e
ADD   Ra,Rb,Rc
LW    Rf,f
SW    a,Ra
SUB   Rd,Re,Rf
SW    d,Rd
```

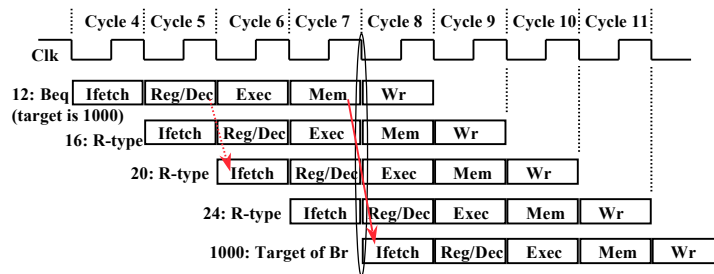
361 hazards.24

### Compiler Avoiding Load Stalls:



361 hazards.25

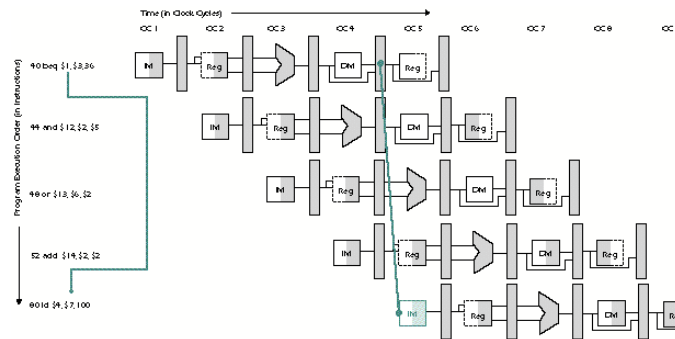
### From Last Lecture: The Delay Branch Phenomenon



- ° Although Beq is fetched during Cycle 4:
  - Target address is NOT written into the PC until the end of Cycle 7
  - Branch's target is NOT fetched until Cycle 8
  - 3-instruction delay before the branch take effect

361 hazards.26

### Control Hazard on Branches: 3 stage stall

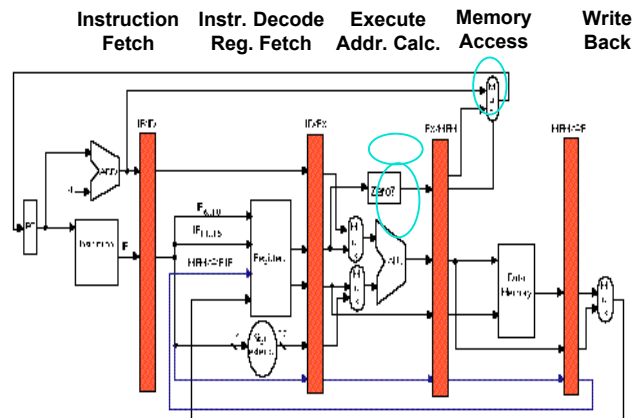


### Branch Stall Impact

- If CPI = 1, 30% branch, Stall 3 cycles => new CPI = 1.9!
- 2 part solution:
  - Determine branch taken or not sooner, AND
  - Compute taken branch address earlier
- MIPS branch tests = 0 or 0
- Solution Option 1:
  - Move Zero test to ID/RF stage
  - Adder to calculate new PC in ID/RF stage
  - 1 clock cycle penalty for branch vs. 3

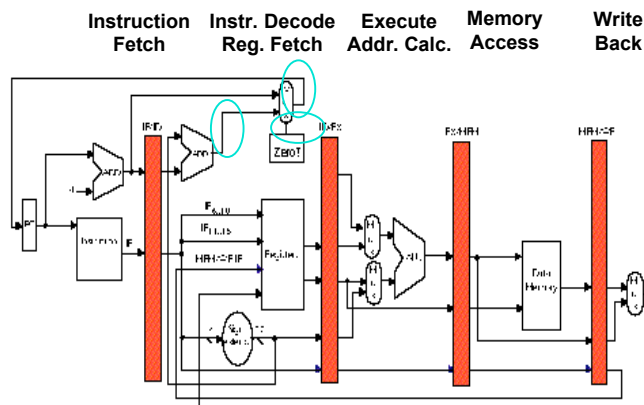
361 hazards.28

### Option 1: move HW forward to reduce branch delay



361 hazards.29

### Branch Delay now 1 clock cycle



361 hazards.30

## Option 2: Define Branch as Delayed

- Worst case, SW inserts NOP into branch delay
- Where get instructions to fill branch delay slot?
  - Before branch instruction
  - From the target address: only valuable when branch
  - From fall through: only valuable when don't branch
- Compiler effectiveness for single branch delay slot:
  - Fills about 60% of branch delay slots
  - About 80% of instructions executed in branch delay slots useful in computation
  - about 50% ( $60\% \times 80\%$ ) of slots usefully filled

361 hazards.31

## When is pipelining hard?

- **Interrupts:** 5 instructions executing in 5 stage pipeline
    - How to stop the pipeline?
    - Restart?
    - Who caused the interrupt?
- | Stage | Problem interrupts occurring   |
|-------|--|
| IF    | Page fault on instruction fetch; misaligned memory access; memory-protection violation |
| ID    | Undefined or illegal opcode  |
| EX    | Arithmetic interrupt   |
| MEM   | Page fault on data fetch; misaligned memory access; memory-protection violation        |

361 hazards.32



## When is pipelining hard?

- **Complex Addressing Modes and Instructions**
- **Address modes: Autoincrement causes register change during instruction execution**
  - Interrupts?
  - Now worry about write hazards since write no longer last stage
    - Write After Read (WAR): Write occurs before independent read
    - Write After Write (WAW): Writes occur in wrong order, leaving wrong result in registers
    - (Previous data hazard called RAW, for Read After Write)
- **Memory-memory Move instructions**
  - Multiple page faults
  - make progress?

361 hazards.33

## When is pipelining hard?

- **Floating Point:** long execution time
- Also, may pipeline FP execution unit so that can initiate new instructions without waiting full latency

<i>FP Instruction</i>	<i>Latency</i>	<i>Initiation Rate</i>	<i>(MIPS R4000)</i>
Add, Subtract	4	3	
Multiply	8	4	
Divide	36	35	
Square root	112	111	
Negate	2	1	
Absolute value	2	1	
FP compare	3	2	

- Divide, Square Root take -10X to -30X longer than Add
  - Exceptions?
  - Adds WAR and WAW hazards since pipelines are no longer same length

361 hazards.34

## Hazard Detection

Suppose instruction  $i$  is about to be issued and a predecessor instruction  $j$  is in the instruction pipeline.

$\text{Rregs}(i)$  = Registers read by instruction  $i$

$\text{Wregs}(i)$  = Registers written by instruction  $i$

- ° A RAW hazard exists on register  $\rho$  if  $\exists \rho, \rho \in \text{Rregs}(i) \cap \text{Wregs}(j)$ 
  - Keep a record of pending writes (for inst's in the pipe) and compare with operand regs of current instruction.
  - When instruction issues, reserve its result register.
  - When on operation completes, remove its write reservation.



- ° A WAW hazard exists on register  $\rho$  if  $\exists \rho, \rho \in \text{Wregs}(i) \cap \text{Wregs}(j)$

- ° A WAR hazard exists on register  $\rho$  if  $\exists \rho, \rho \in \text{Wregs}(i) \cap \text{Rregs}(j)$

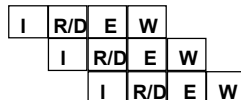
361 hazards.35

## Avoiding Data Hazards by Design

Suppose instructions are executed in a pipelined fashion such that Instructions are initiated in order.

- ° *WAW avoidance*: if writes to a particular resource (e.g., reg) are performed in the same stage for all instructions, then no WAW hazards occur.

proof: writes are in the same time sequence as instructions.



- ° *WAR avoidance*: if in all instructions reads of a resource occur at an earlier stage than writes to that resource occur in any instruction, then no WAR hazards occur.

proof: A successor instruction must issue later, hence it will perform writes only after all reads for the current instruction.

361 hazards.36

## First Generation RISC Pipelines

- ° All instructions follow same pipeline order ("static schedule").
- ° Register write in last stage
  - Avoid WAW hazards
- ° All register reads performed in first stage after issue.
  - Avoid WAR hazards
- ° Memory access in stage 4
  - Avoid all memory hazards
- ° Control hazards resolved by delayed branch (with fast path)
- ° RAW hazards resolved by bypass, except on load results which are resolved by fiat (delayed load).

Substantial pipelining with very little cost or complexity.

Machine organization is (slightly) exposed!

Relies very heavily on "hit assumption" of memory accesses in cache

361 hazards.37

## Review: Summary of Pipelining Basics

- ° Speed Up Š Pipeline Depth; if ideal CPI is 1, then:

$$\text{Speedup} = \frac{\text{Pipeline depth}}{1 + \text{Pipeline stall cycles per instruction}} \times \frac{\text{Clock cycle unpipelined}}{\text{Clock cycle pipelined}}$$

- ° Hazards limit performance on computers:
  - structural: need more HW resources
  - data: need forwarding, compiler scheduling
  - control: early evaluation & PC, delayed branch, prediction
- ° Increasing length of pipe increases impact of hazards since pipelining helps instruction bandwidth, not latency
- ° Compilers key to reducing cost of data and control hazards
  - load delay slots
  - branch delay slots
- ° Exceptions, Instruction Set, FP makes pipelining harder
- ° Longer pipelines => Branch prediction, more instruction parallelism?

361 hazards.38